



CFOA Beach Weekend 2022

Referee Breakout Session

Jason Carroll / John Fiore

CFOA Beach Weekend 2022

Referee Breakout Session

Agenda

- Game Assignment
- Pre Game
- Mechanics
- When in Doubt



CFOA Beach Weekend 2022

Referee Breakout Session - Prior to Game Day

Game Details (Game 63029)
 Exit

Game	Notes	Date & Time	Sport & Level	Site	Home	Away	Voucher
63029		10/7/2021 Thu 7:00 PM	Football, Varsity	Showalter Field, Track	Winter Park High School	Edgewater High School	

Official	Status	Position	Distance	Email Crew	Phones
John Fiore	Accepted	Referee	40	jfiore4@verizon.net	813-838-0736 (Cellular) ▼
Alan Morrison	Accepted	Umpire	16	alanm13@yahoo.com	407-881-8092 (Cellular) ▼
Charles (Chuck) Baumann	Accepted	Linesman	10	charlesbaumann@juno.com	407-529-6481 (Cellular) ▼
Andrew Patterson	Accepted	L/Judge	0	stage8events@gmail.com	407-340-8590 (Cellular) ▼
Jon Jacobs	Accepted	B/Judge	13	jjacobs0421@gmail.com	386-503-0449 (Cellular) ▼
Lawrence La Belle	Accepted	Clock	0	llabelle50@hotmail.com	407-967-8499 (Home) ▼

Your slot was assigned by:

Need Help?

- Accept the Game as soon as possible
- Contact Home AD to get information about game night
- Contact crewmates and verify arrival time and logistics

CFOA Beach Weekend 2022

Referee Breakout Session – Prior to Game Day

Varsity Football Thursday 10/4



John Fiore (jfiore4@verizon.net)

Mon, Oct 4, 2021 12:1

To: you + 1 more [Details](#) v

Coach Chiles,

My name is John Fiore from the CFOA, and I will be the Head Referee for Friday's Varsity Football contest beginning at 7PM. Looking forward to meeting you and be part of which should be an exciting evening. Looking for some information that I can share with my fellow officials upon arriving at your school. If you can respond to the following I would appreciate it:

1. Upon arriving, who would be our site contact?
Name -
Cell Number -
2. Upon arrival between 5:30 and 6 PM where should the officials park?
3. Where can the officials go to have our pregame meeting?
4. Any special events planned for the game, such as Homecoming, Senior Night, ETC?

Thanks for your attention, and if you need to contact me my cell is listed below.

John Fiore
CFOA
813 838 0736


Reply Reply All Forward

CFOA Beach Weekend 2022

Referee Breakout Session – Prior to Game Day

Varsity Game Thursday 10/7 - Edgewater vs Winter Park



 **John Fiore** (jfiore4@verizon.net)

Sun, Oct 3, 2021 6:47 pm

To: you + 5 more [Details](#) ▼

CFOA Colleagues,

We are scheduled to work this Thursday 10/7 @ Winter Park High School (Showalter Field). Looking forward to working together. This is my first year with the CFOA, but have been officiating for many years. Since we have not worked together before, a good pregame will allow us to do a better job and have a fun experience working the game. To that end I will be at the game site by 5:30 PM, and hope you can be there by 5:45PM so we can begin pregame. I will contact the home school to find out where to park and where we can meet to hold pregame and I will communicate that to you later in the week.

In addition, to help us with on field communications I use walkie talkies. I have one for everyone, with headsets (sanitized). During pregame we can check to make sure they work.

If you have any questions please feel free to reach out to me.

John Fiore
813 838 0736

CFOA Beach Weekend 2022

Referee Breakout Session – Prior to Game Day

PRE GAME – Edgewater HS vs. Winter Park HS

10/07/2021

LOGISTICS

Showalter Field - [2525 Cady Way Winter Park, FL 32792](#)

Arrival Time – 5:30 / 5:45 PM

Contact Person – [Jonathan Crouch 727 254 1247](#) or [Andy Chiles 305 490 2718](#)

Where are the officials to park? - There will be signs for officials parking in the grass lot in front of the stadium. If field is closed due to rain, we will have the signs for officials parking in the parking lot in front of stadium.

Where will the officials be able to meet prior to the game to have a pregame conference? There is a room for officials in the stadium, Jonathon or Andy will direct you once you arrive.

Game Review

CFOA Beach Weekend 2022

Referee Breakout Session – Pre Game

PRE GAME – Edgewater HS vs. Winter Park HS | 10/07/2021

Game Review


- VISITORS – Edgewater Eagles – Coach – Camron Duke – Red/White/Gray
 - 7A - 6 Rank 3 State 17
 - 5 - 1 – Lost – Venice 41-7, Beat- Winter Haven 44-14, Apopka 16-7, East Ridge 63-3, Jones 52-49, Bishop Moore 49-6
- HOME – Winter Park Huskies - Coach - Tim Shifflet – Blk / Orange
 - 8A – 4 Rank 15 State 46
 - 5-1 – Lost to Lake Mary 38-14, Beat Lane Nona 34-14, Boone 26-21, University 42-8, Evans 28-0, Hagerty 41-28

Measurements & Penalty Enforcement

- Have each crew member state their roll in measurements
- Have each crew member state their roll in Penalty Enforcement

Officiating Philosophy

- Call the **BIG STUFF** / Try to talk through the small stuff
- Get **ALL SAFETY FOULS**
- **GAME FLOW** – Sideline warnings / DOG / Pre Snap Fouls



CFOA Beach Weekend 2022

Referee Breakout Session – Game Day Timeline

Varsity Football Timeline

5:30 – 5:45 PM	Officials Arrive
5:45 to 6:15	Officials conduct pregame conversation with crew
6:20	Officials arrive on field of play / Discuss pregame with Coaches
6:35	20 minutes added to game clock and countdown begins
6:51	National Anthem begins (stadium game clock 4:00)

During the National Anthem stand Visitor Side by Chain Crew

6:53	Team captains arrive at the sideline for toss (4 captains per team) Give instructions to the captains (stadium clock reads 2:00)
6:55	Toss begins (stadium clock reads 0:00)
7:00	Whistle for kick-off

CFOA Beach Weekend 2022

Referee Breakout Session – Pre-Game Conference

- Coaches Pre-Game
 - Introductions – With U and sideline official
 - I always go to the Home Team Coach 1st
 - Are all Players properly Equipt?
 - Captains Numbers / Coin toss preference
 - QB & Kickers – Righty or Lefty
 - Special Plays
 - Rules Questions
 - Make it Quick

CENTRAL FLORIDA Officials Association			
Football Game Officials			
Date: OCTOBER 7, 2021			
Visitor:	EDGEWATER HS	Home:	WINTER PARK HS
Referee			JOHN FIORE
Umpire			ALAN MORRISON
Linesman			CHUCK BAUMANN
Line Judge			ANDREW PATTERSON
Back Judge			JON JACOBS
Clock Operator			LAWRENCE LA BELLE

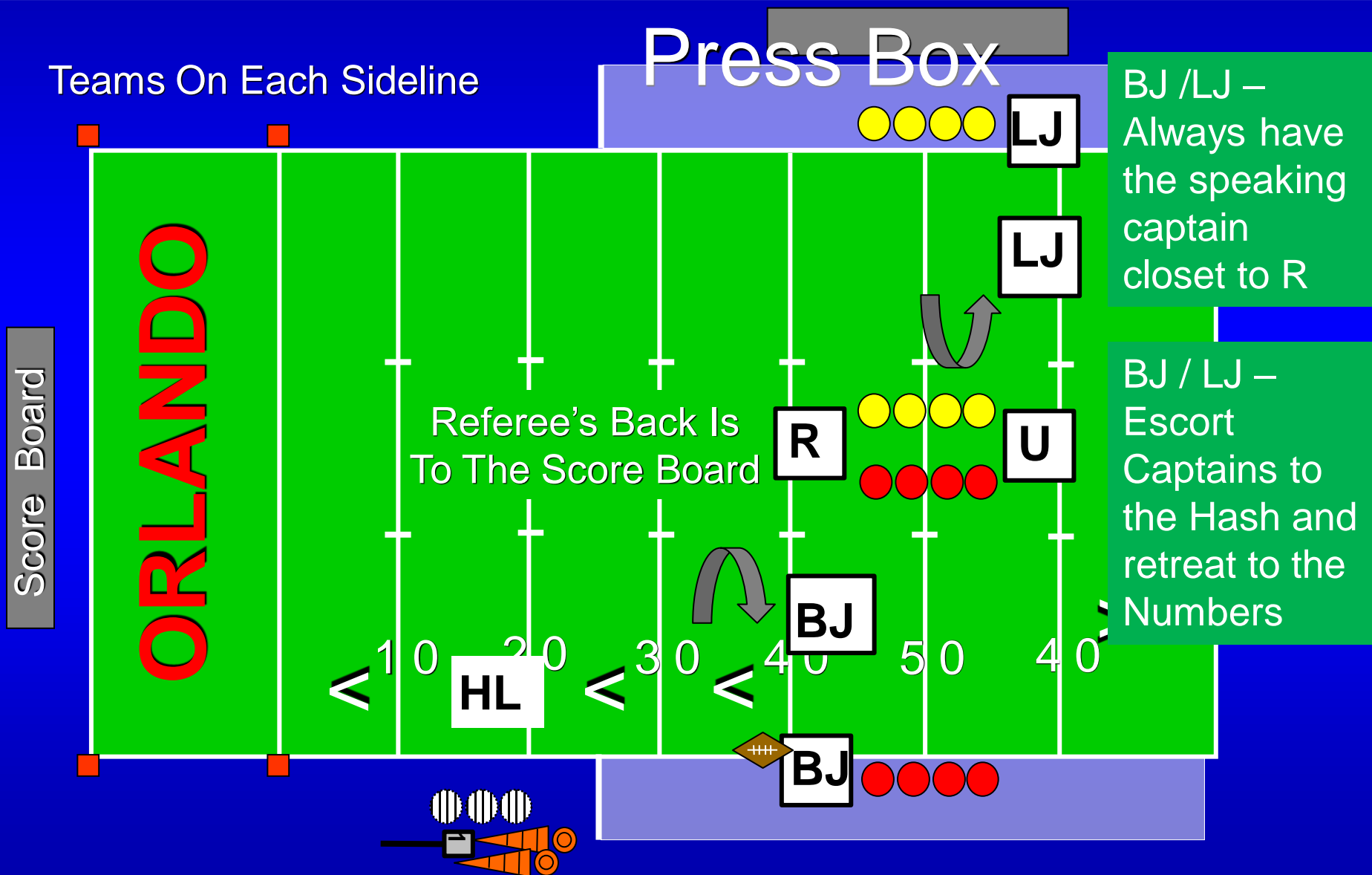
Referee Mechanics – Coin Toss

Coin Toss

R

- Keep in mind the coin toss occurs 5 minutes before kick off, so don't start thinking about the coin toss at 7PM - that's the kick off time
- The Referee's back is always to the score board
- The visiting captain calls heads or tails BEFORE you toss the coin
- Have the home team captain confirm what the call is
 - Good Idea to have the U repeat it as well
- When everyone is on the same page, then toss the coin
 - **Let the coin hit the ground!**
- Remember what the coach told you in pre-game
 - Your coach wanted to Defer- isn't that right?"
 - This stops the "I want to kick" nonsense that gets you in trouble.

REFEREE MECHANICS - Coin Toss

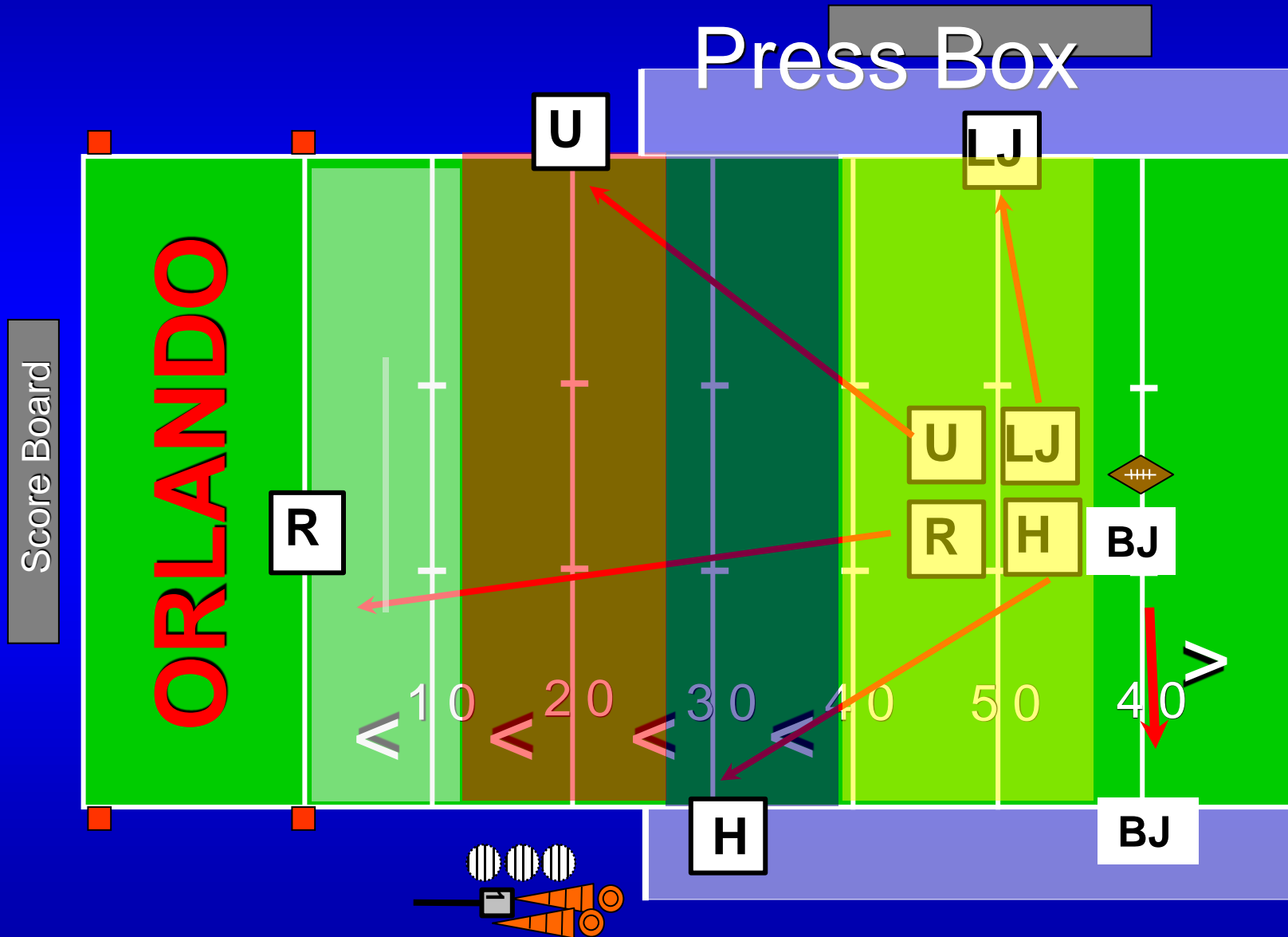


REFEREE MECHANICS – KICK OFF

Kick Off **R**

- Position at Goal Line just inside the Hash Mark on the HL side
- Count R with U and HL – don't let them start with 12 or 10
- Obtain the ready signal from all your crew members before sounding your whistle – **Folded Arms if not ready**
- Your key is the deep receivers make sure they know what a valid Fair Catch looks like.
- Remember any Kick that breaks the plane of the Goal Line is a TOUCHBACK!!!!
- Know the Momentum Rule

REFEREE MECHANICS – Kick Off



Referee Mechanics – Dead Ball

Dead Ball Duties

R

- If it's a 1st down, signal as such, wait for the box to get in place (don't have to wait for the chains – just the box) and give the ready-for-play and start the clock if appropriate
 - Be loud and proud with your signals, no wimpy stuff
- If not a 1st down, announce the down and confirm the down with the LINESMAN ESPECIALLY, then look to the other crew members
- **Back up into your final position, do NOT turn your back to the ball**
- Count R and confirm with U
 - 12 men lining up in formation – flag it and kill it before the snap
 - 10 men or less – signal and get the attention of the wingmen to help with illegal formations

Referee Mechanics – Dead Ball

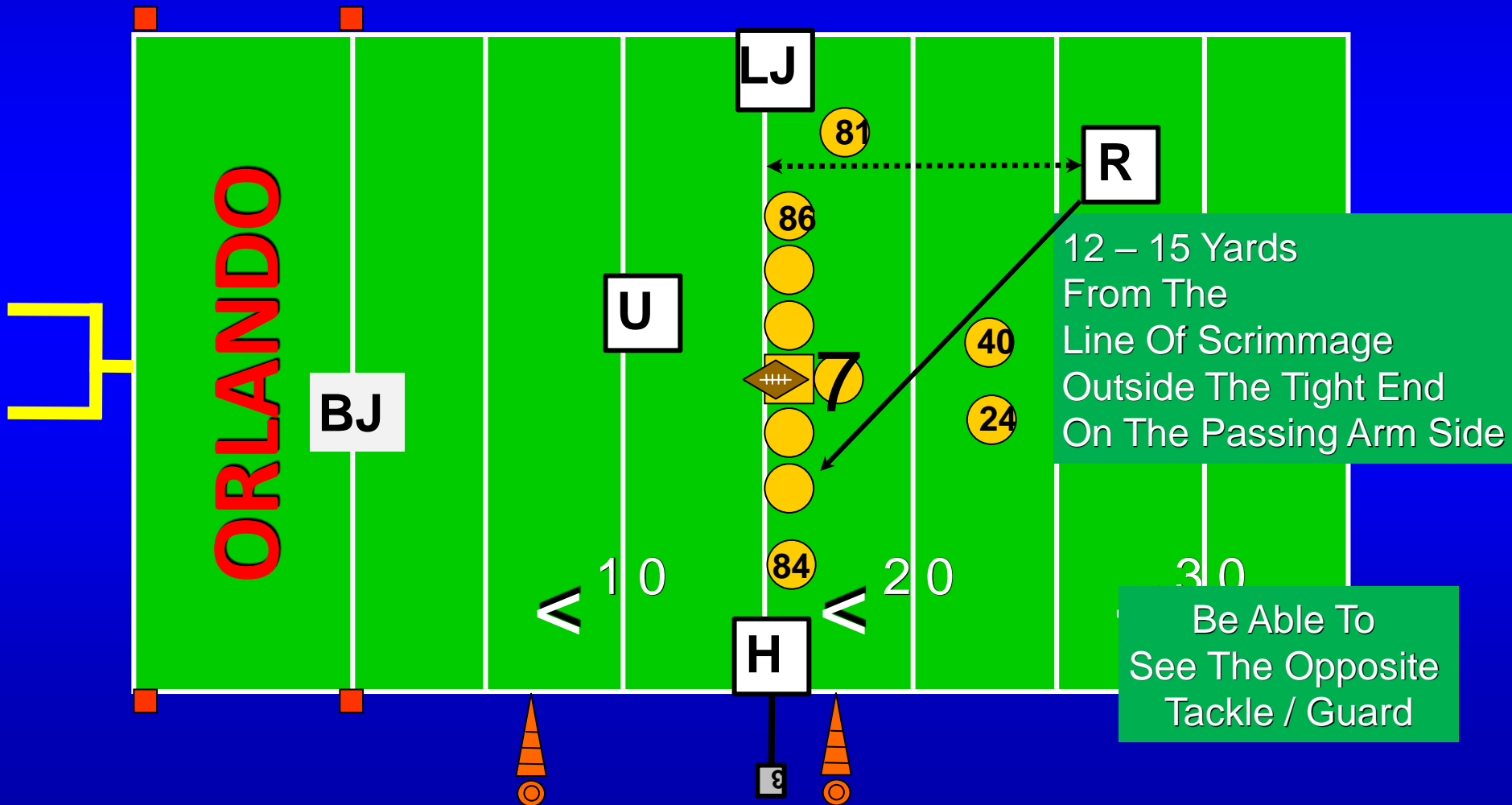
Dead Ball Duties

R

- Look at the formation and take your appropriate final position, about 12 – 15 yards from the line of scrimmage, outside the tight end and on the side of the quarterback's passing arm
 - Now see why you asked the Head Coach if the quarterback was right or left handed?
- Be sure you can see the opposite side tackle and guard
- Watch for false starts, illegal shifts and illegal motion

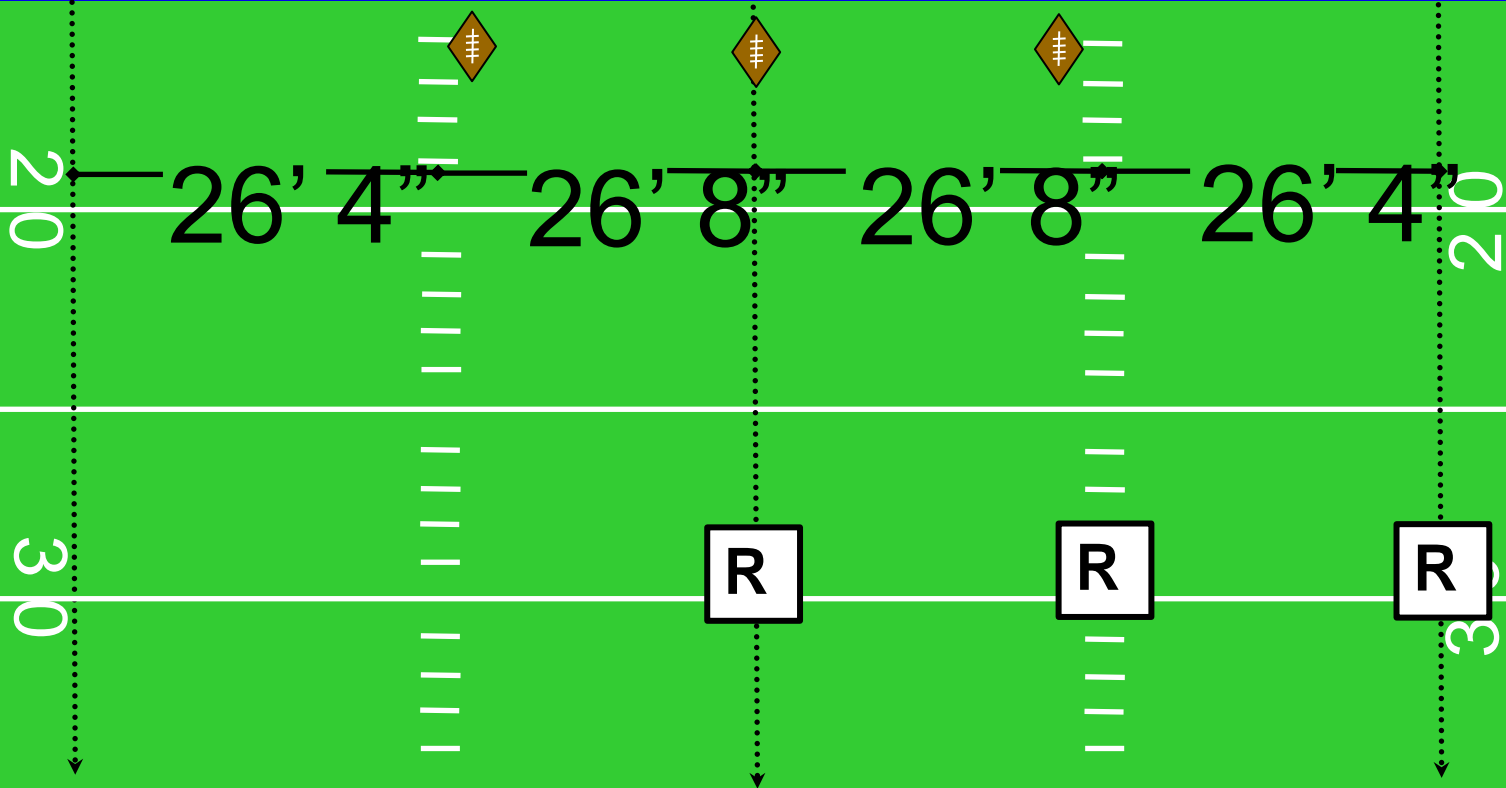
Referee Run / Pass Positioning

Basics Of Referee Pre-Snap Position



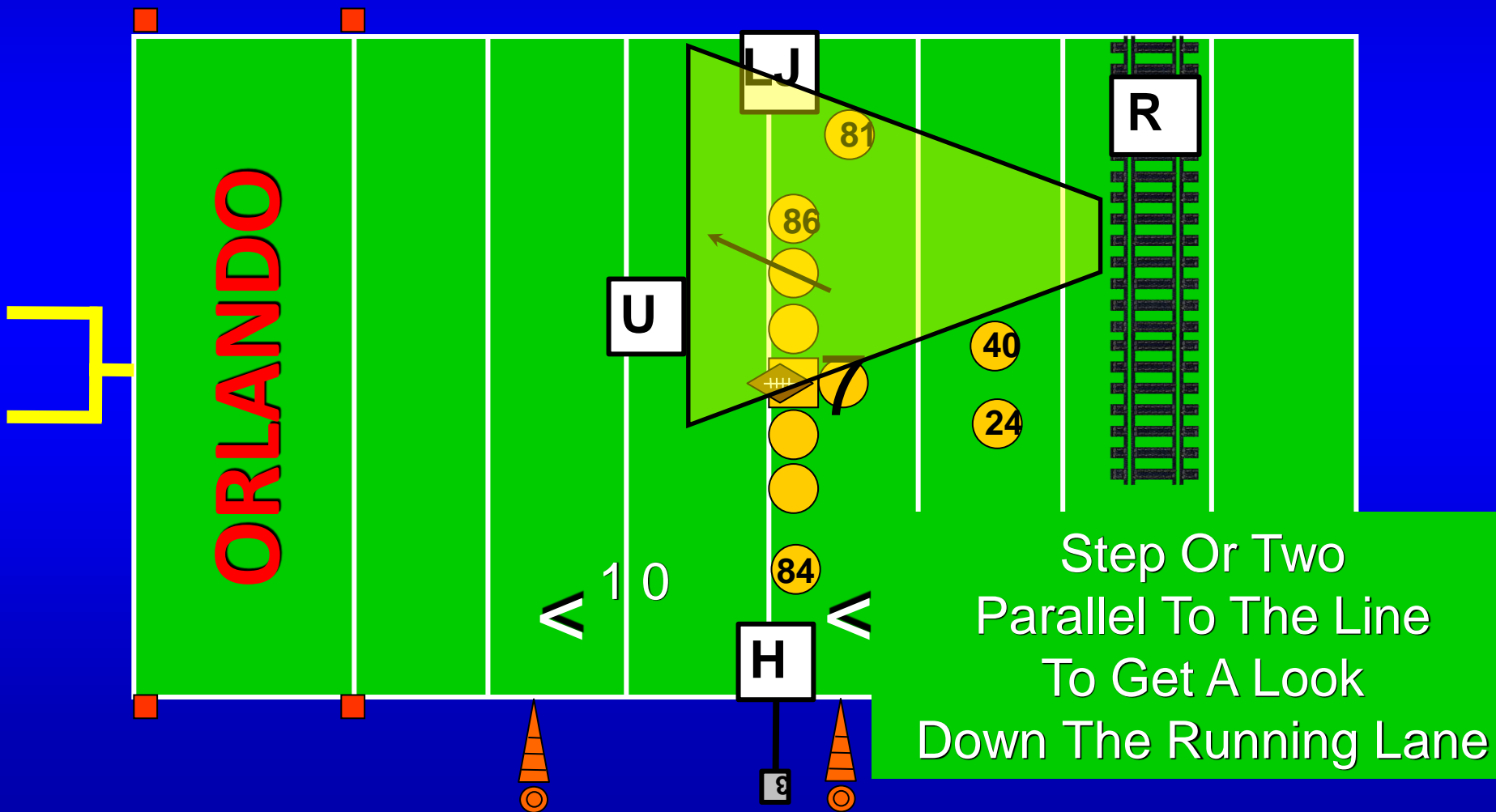
Referee Run / Pass Positioning

Using Field Markings To Help You
Place Yourself In The Correct Location



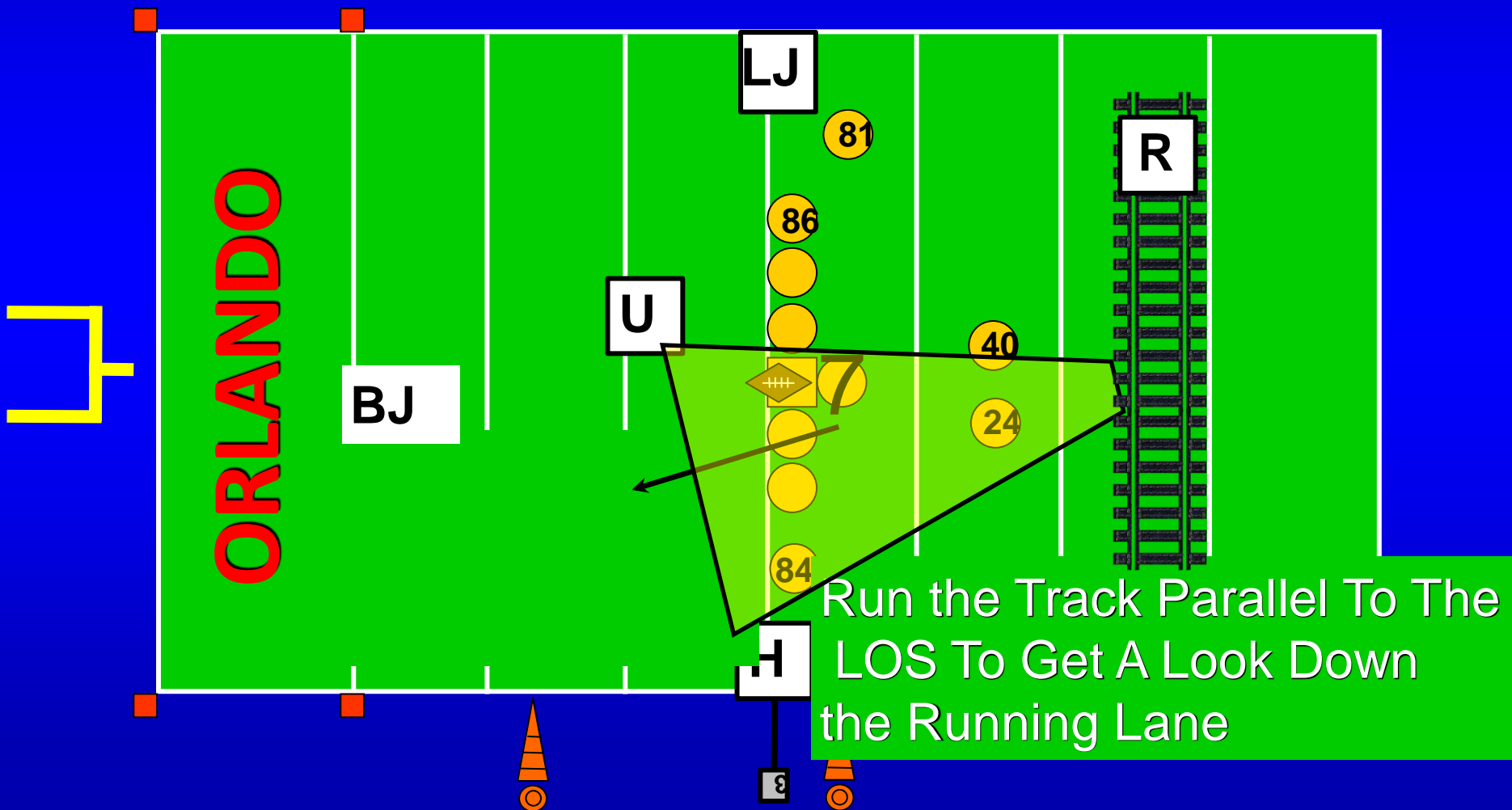
Referee Run Mechanics

Runs To The Near Side



Referee Run Mechanics

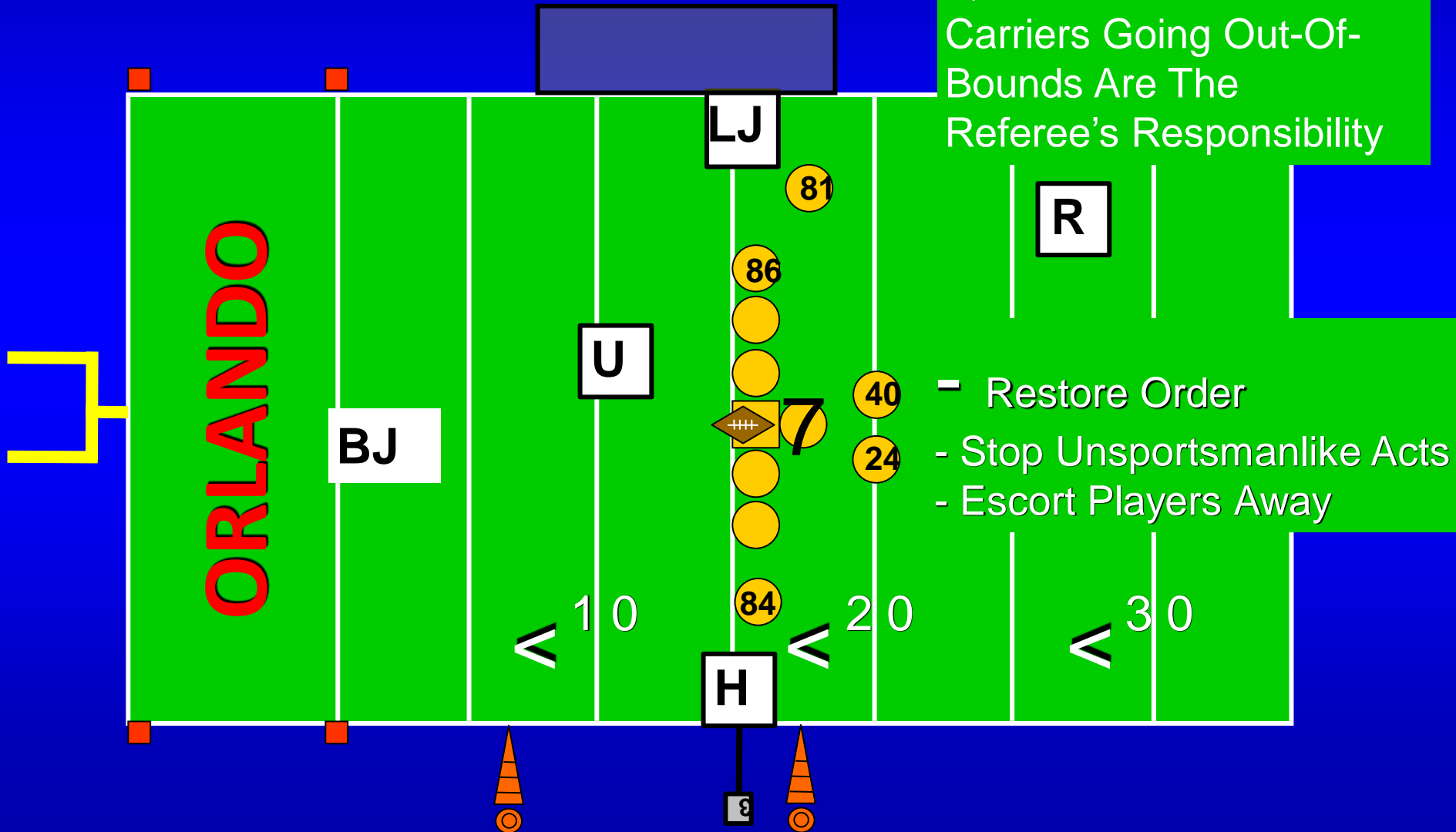
Runs To The Far Side



Referee Run Mechanics – Out of Bounds

Runs Out-Of-Bounds Into The Side Zone

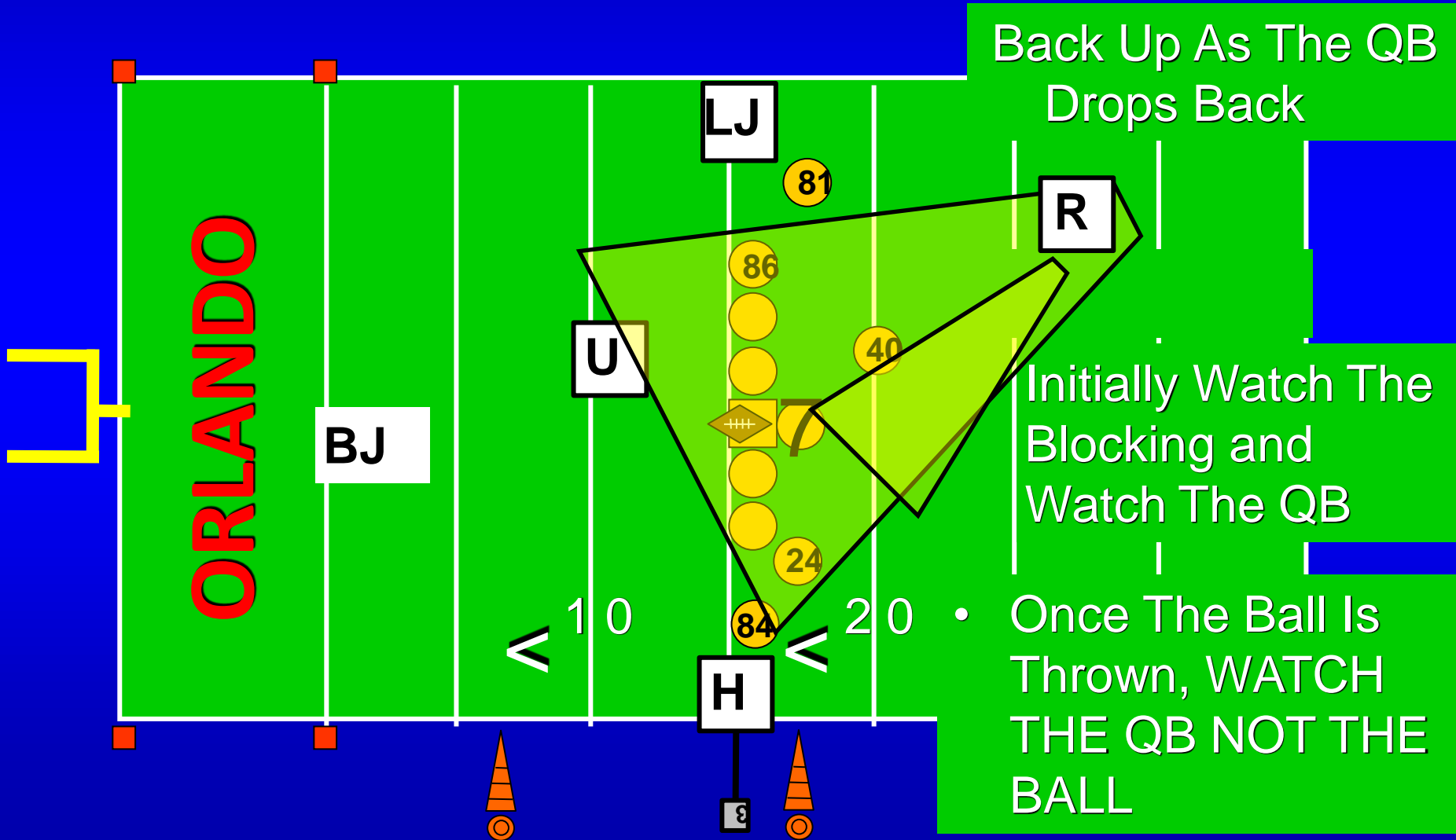
Quarterback And Ball Carriers Going Out-Of-Bounds Are The Referee's Responsibility



Referee Pass Mechanics

KEEP YOUR DISTANCE!

Basic Pass Mechanics



Referee Mechanics - Punt

Punt **R**

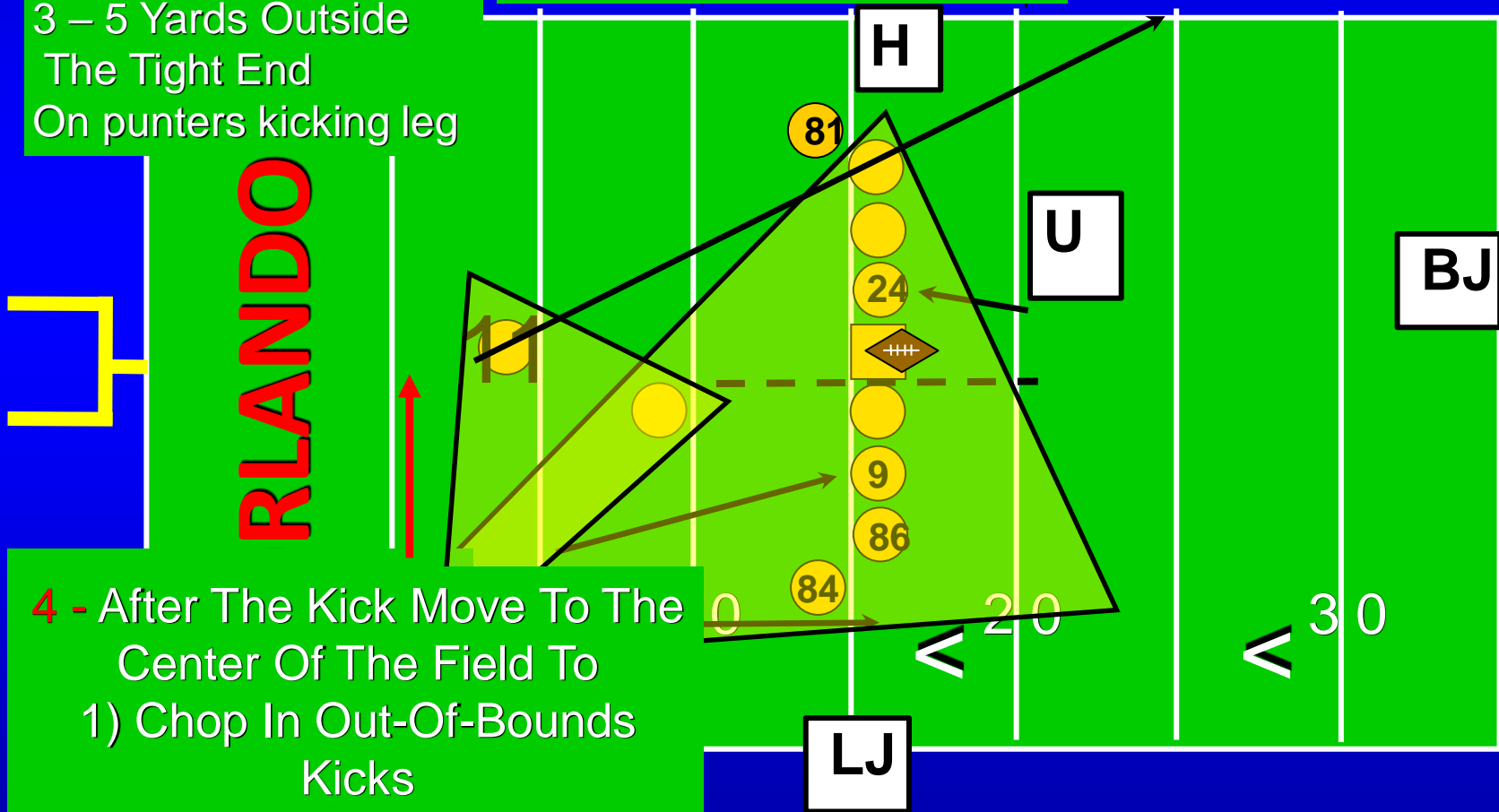
- Take position on the Punters kicking leg side
- Position - 3 - 5 yards outside the tight end and 2 - 3 yards behind the punter
- Give the protect the snapper signal to the Umpire
- Count 11 on the punt team
 - Special teams is where teams usually screw up getting the correct personnel on the field
 - Confirm the count with the Umpire
- Watch for false starts, illegal motion, illegal shifts initially – then watch the blocking after the snap (especially the up men)

Referee Punt Positioning

Basics Of Referee F

1 - 2 – 3 Yards
Behind The Punter
3 – 5 Yards Outside
The Tight End
On punters kicking leg

3 - During And After The Kick Watch The Kicker And Protectors



4 - After The Kick Move To The Center Of The Field To

- 1) Chop In Out-Of-Bounds Kicks**
- 2) Watch Blocking Downfield**

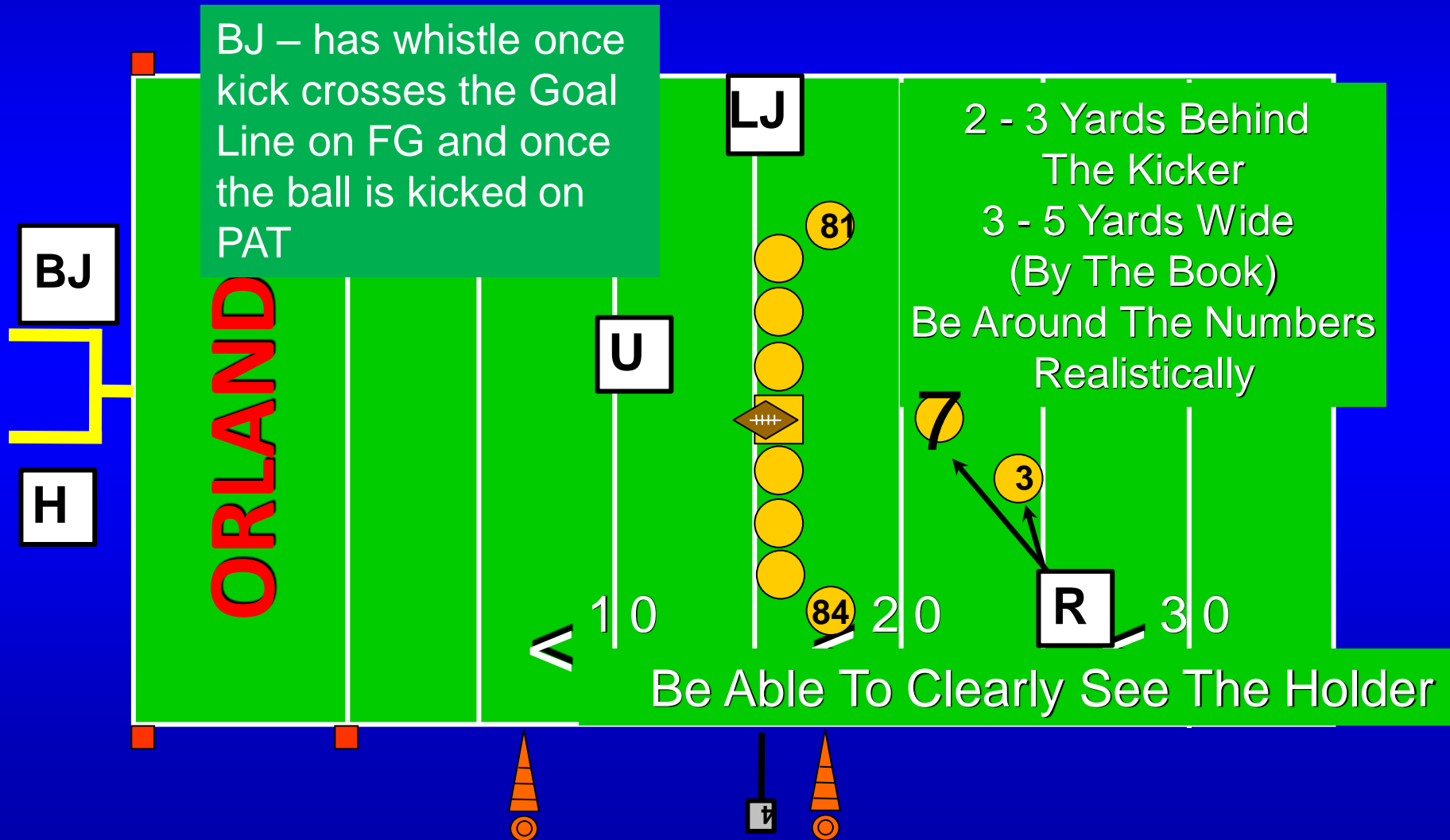
Referee Mechanics – Place Kick

Place Kick **R**

- Position - 2 - 3 yards behind the kicker and 3 - 5 yards outside the kicker (a wider position, though, is usually better)
 - PAT stand on the hash at the 15-yard line
- Give the protect the snapper signal to the Umpire
- Count 11 on the kicking team
 - Special teams is where teams usually screw up getting the correct personnel on the field
 - Confirm the count with the Umpire
 - Remember 4th down #ing restrictions vs. 1st, 2nd, 3rd Down
- Watch for false starts, illegal motion, illegal shifts initially – then watch the blocking after the snap
- Kicker and Holder is your responsibility

Referee Place Kick Positioning

Basics Of Referee Place Kick Position



Referee Mechanics - Ball Handling

Ball Handling And Relays

R

- Referees are not statues, don't stand around watching others work
 - Short runs be the point person of the triangle
- The Referee's help is essential for:
 - Shuttling the ball from the sideline to the Umpire
 - Spotting the ball after long incomplete passes
 - Marking the spot on stops behind the line of scrimmage in the backfield
- You will gain your fellow crew members' respect and inspire their hustle if you take an active role

Referee Mechanics – Quarter Change

Quarter Change

R

- Hold ball overhead to indicate the Quarter End
- Record data with the Umpire and Linesman
 - Down and distance, line of scrimmage yard line, team with the ball, direction of the drive and clip position
- The Referee measures the distance of the ball from the nearest BIG yard line
- The Umpire then picks up the ball and carries it to the corresponding yard line on the other half of the field
- The Referee measures the distance off from the yard line, the Umpire hands the Referee the ball and the Referee spots the ball

Referee Mechanics - Signals

Signals

R

- For pre-snap dead ball fouls give only a preliminary signal
 - False start, Encroachment, Illegal substitution, etc.
- For all other fouls, give a preliminary signal and then a final signal once the penalty is marked off
- For two or more fouls, give the proper signal after each mark off
- When a penalty is enforced on a scoring play (other than live ball penalties by the offensive which would negate the score)
 - Signal the score
 - Give the proper penalty signal
 - Point to the offending team
 - Point to the succeeding spot where the penalty will be enforced at (kick off or try)

Referee Mechanics - Signals

Signals **R**

- Time-out signal
 - Give the time-out signal TWO times, then point to the team calling the time-out three times
 - For water breaks and official time outs, give the time-out signal two times, then tap your chest two times



Referee Mechanics

When In Doubt Rules

R

- Forward or Backward Pass – Forward
- Incomplete Pass or Catch and Fumble – Incomplete Pass
- Passer Has Thrown or Fumbled – Has Thrown
- Touchback or Safety – Touchback
- Fumble or Down By Contact – Down By Contact
- Catch or No Catch – No Catch
- Legal Block or Illegal Block – Legal Block
- 5 or 15 Yard Face Mask – 15 Yards
- Injured or Not Injured – Injured
- Accidental or Intentional – Accidental
- QB In or Out of the Tackle Box - HE IS OUT



Central Florida Officials Association

Orlando, Florida